Politechnika Łódzka
Instytut Elektroniki

Programowanie telefonów z Windows Phone 7, cz. 1

Piotr M. Szczypiński
Instytut Elektroniki Politechniki Łódzkiej
http://www.eletel.p.lodz.pl/pms/
piotr.szczypinski@p.lodz.pl
Budynek B9, II piętro, pokój 217A

Materiał na dziś

1. Co to jest Windows Phone 7?
2. Źródła informacji
3. Co zainstalować?
4. Co zarejestrować i odblokować?
5. Dotknij i pogłaszcz
6. Jak się to programuje
7. Zróbmy jakiś prosty projekt
8. Uruchomienie i debugowanie (emulator)
9. Jak załadować program do telefonu

Co to jest Windows Phone 7?

Firefox

W Windows Phone - Wikipedia, the free ... × | iPhone OS 4.0 vs Android 2.2 vs Wind... ×

en.wikipedia.org/wiki/Windows_Phone_7

ndroid iPhone market share

Log in / create account

Article | Talk | Read | Edit | View history | Search

WIKIPEDIA
The Free Encyclopedia

Main page
Contents
Featured content
Current events
Random article
Donate to Wikipedia

Interaction
Help
About Wikipedia
Community portal
Recent changes
Contact Wikipedia

Windows Phone

From Wikipedia, the free encyclopedia
(Redirected from Windows Phone 7)

This article's **factual accuracy may be compromised due to out-of-date information**. Please help improve the article by updating it. There may be additional information on the talk page. *(January 2012)*

Windows Phone is a mobile operating system developed by Microsoft, and is the successor to its Windows Mobile platform,[1] although incompatible with it.[2] Unlike its predecessor, it is primarily aimed at the consumer market rather than the enterprise market.[3] It was launched in Europe, Singapore, Australia, New Zealand, the US, Canada, Mexico, and the EPAL region in the second half of 2010, and Asia in early 2011.[4] With Windows Phone, Microsoft offers a new user interface with its design language, Metro, integrates the operating system with third party and other Microsoft services, and controls the hardware on which it runs.[5]

Windows Phone

iPhone OS 4 and Windows Phone 7. Though both iPhone OS 4 and WP7 are still in Beta stages and will probably add more features before they are released.

	iPhone OS 4.0	Android 2.2	Windows Phone 7
Kernel	OS X Mobile	Linux Kernel	Windows CE 6
Multitouch	Yes	Yes	Yes
Multitasking	Yes + Push Notification Service	Yes	Push Notification Service only (Initially)
Tethering	Bluetooth and USB only. WiFi tethering is possible only if you are jailbroken	USB + WiFi	-
Finger friendly	Yes	Yes	Yes
Copy and Paste	Yes	Yes	No (Initially)
Keyboard	Onscreen virtual keyboard only.	Supports both: Onscreen virtual keyboard + Physical Keyboard	Supports both: Onscreen virtual keyboard + Physical Keyboard
Music Store	Yes, iTunes	Third party stores only.	Yes, Zune
Music Streaming	Possible via third party apps only.	Yes	-
Maps with Free	No	Yes via Google	Yes via Bing Maps

redmondpie.com

Ostatnia aktywność

Rejestracja Utwórz konto lub zaloguj się, aby zobaczyć co robią Twoi znajomi.

Official Android 4.0 ICS Update For Galaxy S II Coming March 15 | Redmond Pie
Liczba osób, które to polecają: 154

iOS Smokes Android When It Comes To HTML5 Gaming, Delivers Up To 3 Times More Performance | Redmond
Liczba osób, które to polecają: 134

Halo 4: Official First Look Trailer [VIDEO] | Redmond Pie
Liczba osób, które to polecają: 99

iPad 3/HD To Hit Shelves On March 16 [REPORT] | Redmond Pie
Liczba osób, które to polecają: 56

Wtyczka społecznościowa Facebooka

iPad 3 Release Date Unveiled!

Firefox
Mobile operating system - Wikipedia,... | Smartphone - Wikipedia, the free enc... | iPhone OS 4.0 vs Android 2.2 vs Wind...
en.wikipedia.org/wiki/Mobile_operating_system
ndroid iPhone market share

Bahasa Indonesia
Italiano
Magyar
日本語
Svenska
中文

History

[edit]

Main article: Smartphone

Mobile operating system milestones mirror the development of mobile phones and smartphones:

- 1979-1992 Mobile phones have embedded systems to control operation.
- 1993 The first smartphone, the IBM Simon, had a touchscreen, email, and PDA features.
- 1996 Palm Pilot 1000 personal digital assistant is introduced with the Palm OS mobile operating system.
- 1996 First Windows CE Handheld PC devices are introduced.
- 2000 Symbian became the first modern mobile OS on a smartphone with the launch of the Ericsson R380.
- 2001 The Kyocera 6035 is the first smartphone with Palm OS.
- 2002 Microsoft's first Windows CE (Pocket PC) smartphones are introduced.
- 2002 BlackBerry releases its first smartphone.
- 2007 Apple iPhone with iOS introduced as an iPod, "mobile phone" and "internet communicator."[1]
- 2007 Open Handset Alliance (OHA) formed formed by Google, HTC, Sony, Dell, Intel, Motorola, Samsung, LG, etc.[2]
- 2008 OHA releases Android 1.0 with the HTC Dream (T-Mobile G1) as the first Android phone.
- 2009 Palm introduced webOS with the Palm Pre. By 2012 webOS devices were no longer sold.
- 2009 Samsung announces the Bada OS with the introduction of the Samsung S8500.
- 2010 Windows Phone OS phones are released but are not compatible with the previous Windows Mobile OS.
- 2011 The MeeGo the first mobile Linux, combined Maemo and Moblin, was introduced with Nokia N9 in effect of cooperation of Nokia, Intel and Linux Foundation
- 2012 The Lenovo K800 will be the first Intel powered smartphone (Android OS).[3]

Market share

[edit]

In 2006, Android, iOS, Windows Phone, and Bada did not yet exist and just 64 million smartphones were sold.[3] Today, nearly 10 times as many smartphones are sold and the top mobile operating systems marketed as "smartphones" by market share are Android, Symbian, Apple iOS, RIM BlackBerry, MeeGo, Windows Phone, and Bada.[4] Note that these statistics only include operating systems marketed as "smartphones" (for example, they don't include Nokia's S40 operating system, which has larger market share).

Co to jest Windows Phone 7?

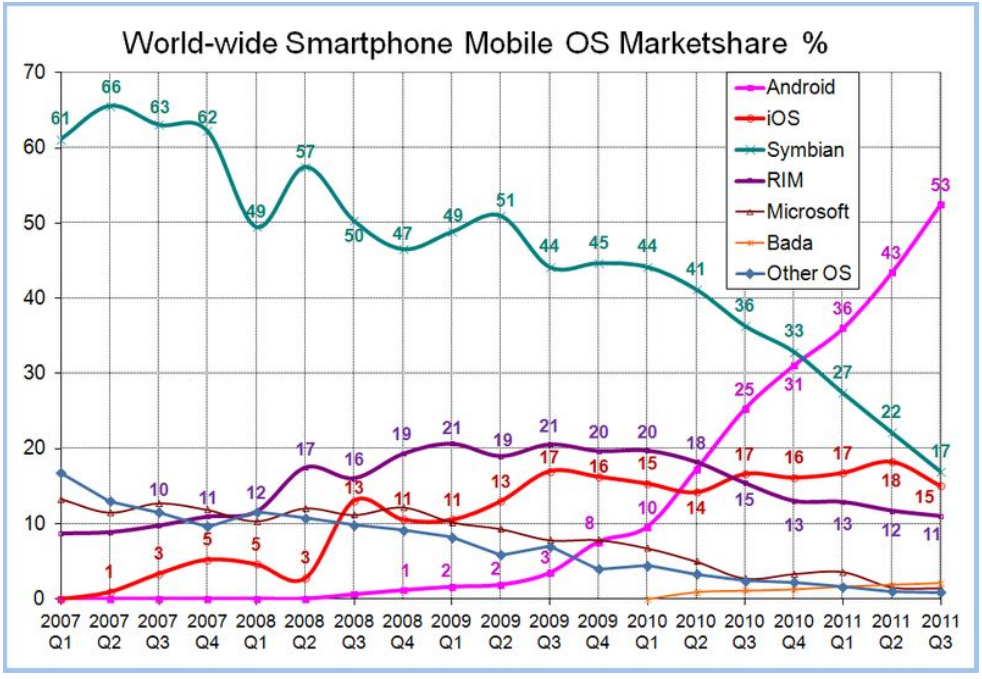

http://en.wikipedia.org/wiki/Mobile_operating_system

Firefox

Windows Phone 7 | Windows Phone | Mi...

www.microsoft.com/windowsphone/pl-pl/

windows phone 7

Wszystkie witryny firmy Microsoft | Polska

Windows Phone
Put people first.

Poznaj Kup Marketplace Porady Mój telefon

Zaloguj się

Nowy Windows Phone
Nokia Lumia 800
Już w sprzedaży!

Klikaj po szczegóły

Źródła Informacji

Charles Petzold świetnie
pisze o programowaniu systemów
Microsoftu.

Programming Windows Phone 7
dostępna za darmo z:
http://www.charlespetzold.com/phone/
z kodami źródłowymi przykładów.

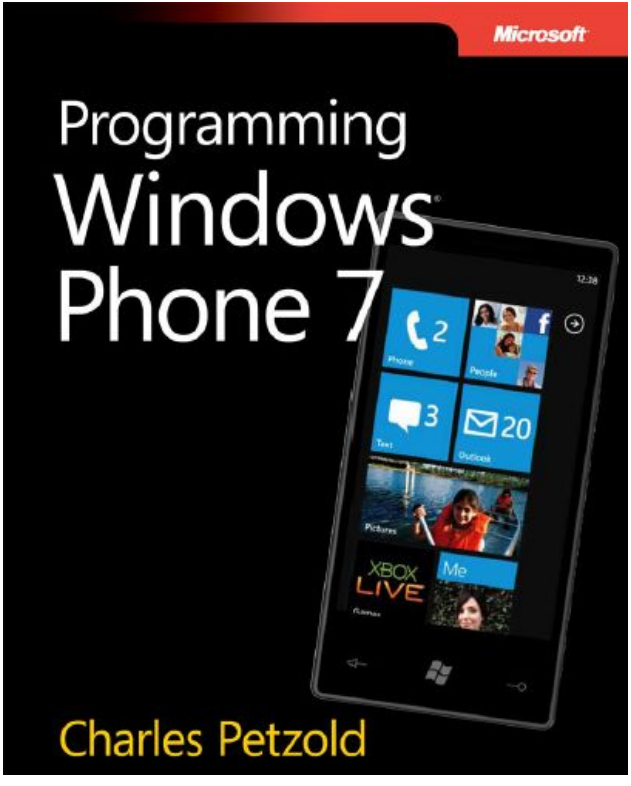

Źródła Informacji

Charles Petzold

Programming Windows Phone 7

Spis treści:

Intorduction

1. The Basics
2. Silverlight
3. XNA

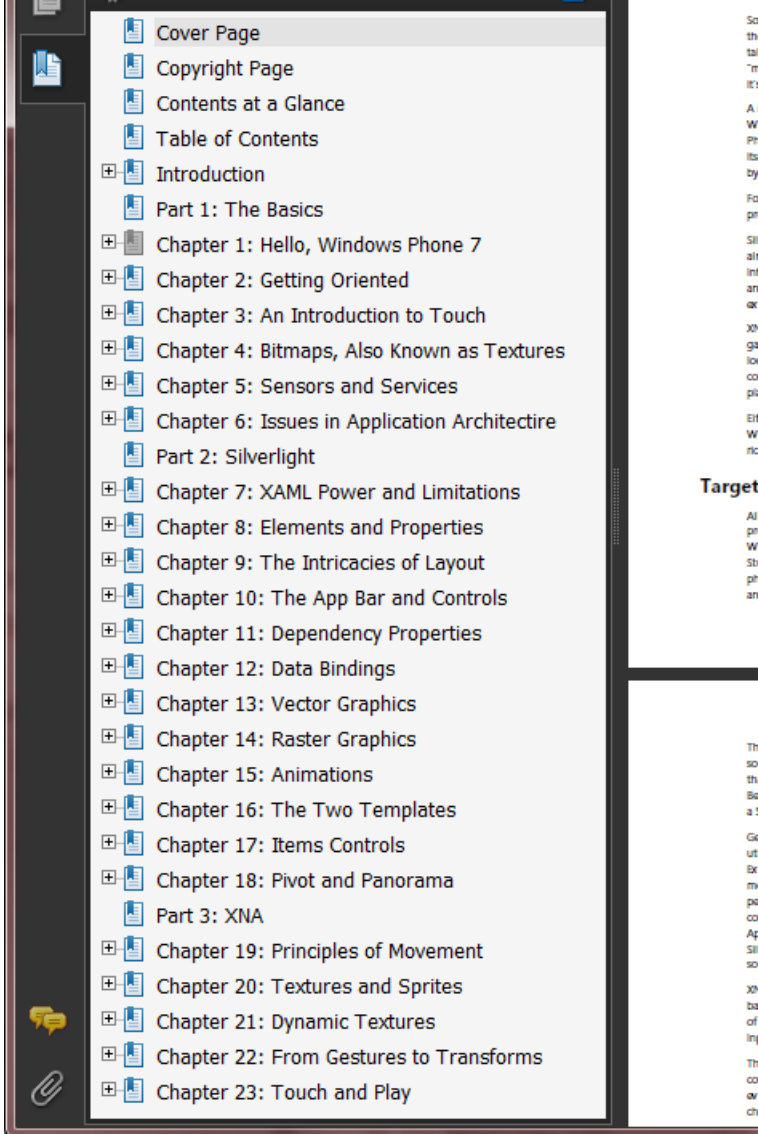

Źródła Informacji

Microsoft Developer Network

http://msdn.microsoft.com/en-us/library

- MSDN Library
  - Design Tools
  - Development Tools and Languages
    - Visual Studio 11 Beta
    - Visual Studio 2010
    - Visual Studio 2008
    - Visual Studio 2005
    - Visual Studio .NET
    - Windows Phone Development
      - What's New in the Windows Ph
      - Additions in the Windows Phon
      - Code Samples
      - How-To Index
      - Getting Started
        - Application Platform Overv
        - Installing the Windows Pho
        - The Silverlight and XNA Fr

Collapse All

Getting Started with Windows Phone Development

February 23, 2012

Get started on developing your first Windows Phone applications with this step-by-step information. Learn about the Windows Phone Application Platform, setting up the development tools, and creating your first basic Windows Phone applications.

Getting Started

Tasks	Topics
1. Read about the many tools and technologies available in the Windows Phone Application Platform.	Application Platform Overview for Windows Phone
2. Download and install the Windows Phone SDK.	Installing the Windows Phone SDK
3. Read about the Silverlight and XNA	The Silverlight and XNA Frameworks

Firefox

Application Features for Windows Phone

msdn.microsoft.com/en-us/library/ff402551(VS.92).aspx

United States - English | Microsoft.com | Welcome | Sign in

msdn

Search MSDN with Bing

Visual Studio Developer Center

Home | Library | Learn | Samples | Downloads | Extensions | Support | Forums

Classic | Lightweight | ScriptFree

Printer Friendly Version | Send | Click to Rate and Give Feedback

- Visual Studio .NET
- Windows Phone Development
  - What's New in the Windows Ph
  - Additions in the Windows Phon
  - Code Samples
  - How-To Index
  - Getting Started
  - Windows Phone OS Applicatior
  - Windows Phone SDK Tools
  - Windows Phone Marketplace
  - Fundamental Concepts
  - User Experience Design Guide
  - Common Application Developr
  - Application Features
  - Class Library Reference
  - Technical Articles and Resourc
- SQL Server Data Tools

MSDN ▸ MSDN Library ▸ Development Tools and Languages ▸ Windows Phone Development ▸ Application Features ▸

Collapse All

Application Features for Windows Phone

February 23, 2012

The following sections describe how to use Windows Phone technologies and frameworks, such as the application bar, the camera, sensors, and push notifications.

In This Section

- Application Bar for Windows Phone
- Background File Transfers for Windows Phone
- Camera and Photos for Windows Phone
- Contacts and Calendar for Windows Phone
- Controls for Windows Phone
- Device Status for Windows Phone
- Location for Windows Phone

Firefox

Windows Phone Programming in C# (W...

https://www.facultyresourcecenter.com/curriculum/pfv.aspx?ID=8874&c1=en-us&c2=0&Login=

Google

Worldwide Change | All Microsoft Education Sites | Sign In

Microsoft

Search Microsoft.com bing Web

Home | Faculty Resources | Teacher Resources | Search | Faculty Programs | Student P

Windows Phone Programming in C# (Windows P

Author(s) Miles, Rob

Short Description This material, created by Rob Miles, contains a ten chapter textbook with labs, demos an applications.

On This Page

- Quick Details
- Overview
- Technologie
- Computer Science Areas
- Related Resources
- Download
- Provide Feedback

By clicking download below, the user accepts the following terms and conditions.

Download

Quick Details

File Name:	Windows_Phone_Programming_Windows_Phone_Version_7.5.z
Resource ID:	8874
Publication Date:	10/19/2011
Language:	English
Download Size and Type:	130.26 MB zip file
Estimated Download Time:	Dial-up (56K) 5 hours, 25 mins

Overview

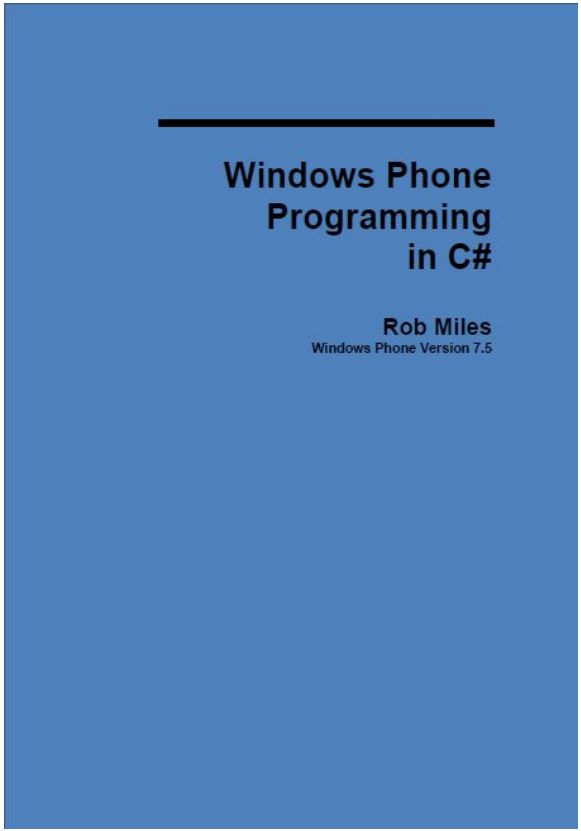

Firefox
ITA-113 Programowanie Urządzeń Mobil...
https://www.facultyresourcecenter.com/curriculum/pfv.aspx?ID=8897&c1=en-us&c2=0&Login=
Google

ITA-113 Programowanie Urządzeń Mobilnych

Author(s) Arciuch, Artur

Short Description Materiały do kursu ITA-113 Programowanie Urządzeń Mobilnych są dostępne w ramach programu IT Academy Lokalna. Wszelkie pytania odnośnie licencji prosimy kierować na adres pledu@microsoft.com.

On This Page

- Quick Details
- Overview
- Technologies
- Computer Science Areas
- Related Resources
- Download
- Provide Feedback

By clicking download below, the user accepts the following terms and conditions.

Download

Quick Details

File Name:	**ProgramowanieUrzadzenMobilnych.zip**
Resource ID:	**8897**
Publication Date:	**12/13/2011**
Language:	**Polish**
Download Size and Type:	**10.00 MB Zip file**
Estimated Download Time:	Dial-up (56K) **25 mins**

Overview

zotero

Co zainstalować?

Do programowania *Windows Phone 7* Potrzebny jest system *Windows 7*

Windows Phone SDK – zestaw bibliotek i narzędzi (emulator)

Visual Studio 2010 Express for Windows Phone – środowisko programistyczne

Zune – program komunikujący się z telefonem (opcjonalnie)

brary
gn Tools
elopment Tools and L
Visual Studio 11 Beta
Visual Studio 2010
Visual Studio 2008
Visual Studio 2005
Visual Studio .NET
Windows Phone Deve
What's New in the
Additions in the V
Code Samples
How-To Index
Getting Started
Application Pl
Installing the
The Silverligh
How to: Crea
How to: Crea
How to: Com
Porting Your
Windows Phone C

Supported operating systems	• Windows Vista with Service Pack 2 32-bit (x86) and 64-bit (x64) versions (all editions except Windows 7 Starter) • Windows 7 32-bit (x86) and 64-bit (x64) versions (all editions except Windows 7 Starter) Your operating system must be the ENU edition unless you install one of the localized versions of the Windows Phone SDK. For more information, see Localized Windows Phone SDKs.
Hardware	• Installation requires 4 GB of free disk space on the hard disk. • 3 GB RAM
Platforms not supported	• Windows Server is not supported. • Windows XP is not supported. • Virtual machines are not supported.
Windows Phone Emulator	• Windows Phone Emulator requires a Microsoft DirectX 10 or DirectX 11 graphics card with Windows Display Driver Model (WDDM) 1.1 driver and Microsoft Direct3D Version 10 DDI and later versions. • Windows Phone Emulator requires GPU emulation to support certain scenarios such as profiling, XNA Framework applications, and displaying content in web browser controls. For more information, see Setup and System Requirements for Windows Phone Emulator.

Download Center

Windows Phone SDK 7.1

Subscribe

Quick links

- Overview
- System requirements
- Instructions

The Windows Phone Software Development Kit (SDK) 7.1 provides you with all of the tools that you need to develop applications and games for both Windows Phone 7.0 and Windows Phone 7.5 devices.

Quick details

Version:	7.1	**Date Published:**	9/25/2011
Change Language:	English		

Files in this download

The links in this section correspond to files available for this download. Download the files appropriate for you.

File Name	Size	
Release Notes - WP SDK 7.1.htm	52 KB	DOWNLOAD

Firefox

Download Zune software | Zune.net - Zu...

www.zune.net/en-us/products/software/download/default.htm

zune download

Support | sign in

zune

products music video podcasts my social

search

PRODUCTS > ZUNE SOFTWARE

download zune software

Sign up for a free Zune Music + Video account, download the Zune software for your PC, and discover more music with Zune Music Pass.

Sign up and download now

Or just download the free Zune software to your PC to see what Zune Music + Video is all about.

Download now

Please note: The Zune software works on Windows XP SP3 and later versions only.*

System recommendations

Privacy info

Co zainstalować?

Telefon musi być odblokowany!

Co zarejestrować i odblokować?

Założyć konto Live ID

Zarejestrować się ($) w APP HUB (http://create.msdn.com)

Podłączyć telefon, uruchomić Zune i program PhoneReg

Postępować zgodnie z instrukcjami

PhoneReg.exe

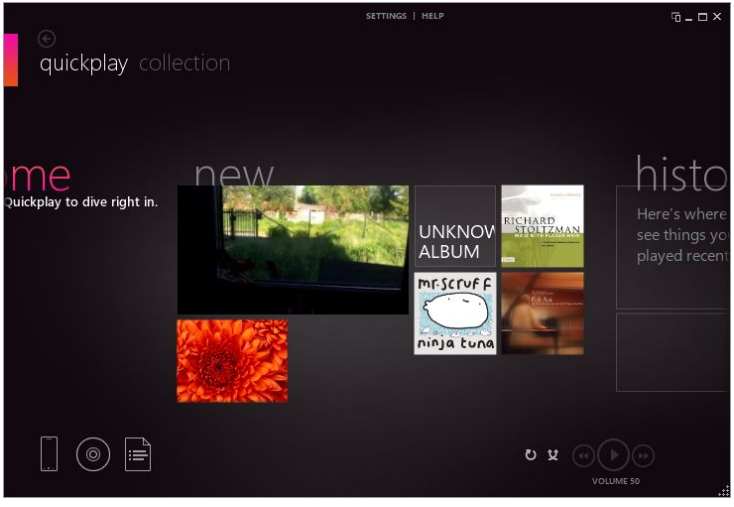

Firefox
Publikacja w Marketplace - Odbloko... | App Hub - windows phone developer...
msdn.microsoft.com/pl-pl/library/publikacja-w-marketplace--odblokowanie-telefonu-z-
windows live id
Polska - Polski | Microsoft.com | Witamy | Sign in
msdn
Przeszukaj MSDN za pomocą Bing
Portal dla programistów
Strona główna | Baza Wiedzy | Narzędzia | Społeczność | Do pobrania | Kontakt
Classic | Lightweight | ScriptFree
Wersja do druku | Wyślij
Kliknij, aby wprowadzić ocenę i opinię

Aplikacje w chmurze
Aplikacje internetowe
Aplikacje klienckie
Windows
Office
Windows Phone
Wprowadzenie do programowar
Migracja pomiędzy platformami
Windows Phone Mango
Rozpoczęcie pracy z Windows P
Publikacja w Marketplace
Publikacja w Marketplace -
Publikacja w Marketplace -
Publikacja w Marketplace -
Publikacja w Marketplace -
Publikacja w Marketplace -
Publikacja w Marketplace -

Publikacja w Marketplace - Odblokowanie telefonu z Windows Phone

Autor: Łukasz Kazimierz Krajkowski

Opublikowano: 2012-02-17

W poprzednich częściach samouczka dowiedzieliśmy się, jak przygotować aplikację oraz, jak rejestrować się w portalu AppHub, aby umieścić ją w Marketplace. Powinniśmy jednak przetestować nasz produkt, zanim dojdzie do procesu publikacji. Mamy do wyboru dwie możliwości: testowanie przy użyciu emulatora dostarczonego z Windows Phone SDK lub użycie fizycznego urządzenia. W celu przetestowania aplikacji na fizycznym urządzeniu z Windows Phone, programista musi go najpierw odblokować.

Po zapoznaniu się z poniższymi informacjami, dowiemy się, w jaki sposób odblokować fizyczne urządzenie, które będzie nam służyć do wykonywania zadań związanych z rozwojem i testowaniem naszej aplikacji.

Znajdź: unlock | Następne | Poprzednie | Podświetl | Rozróżniaj wielkość liter
zotero

Firefox

Publikacja w Marketplace - Odbloko... | App Hub - windows phone developer...

create.msdn.com/en-US/education/basics/tools_unlock

windows live id

msdn

APP HUB

DEVELOP FOR WINDOWS PHONE & XBOX 360

home | my dashboard | community | education | resources

Windows Phone Developer Tools and Device Unlock

There are many tools you can use to develop for Windows Phone. These links will help you get started.

tools guidance

Microsoft content

MSDN: Device Unlocking - How to: Use the Developer Registration Tool for Windows Phone

MSDN: How to: Change the Orientation of a Windows Phone Project

MSDN: How to: Debug When the Windows Phone Application State Changes

MSDN: How to: Start an Application in Windows Phone

Windows Phone guidance

coding

Windows Phone SDK

Code Samples

API Class Library Reference

Conceptual Documentation

Developer Training Videos

Windows Phone Development for Absolute Beginners

join now

getting started

The app platform, setting up the and creating a first application.

developer tools

Windows Phone Developer To Device Unlock

design resources

Znajdź: unlock | Następne | Poprzednie | Podświetl | Rozróżniaj wielkość liter

zotero

Dotknij i pogłaszcz

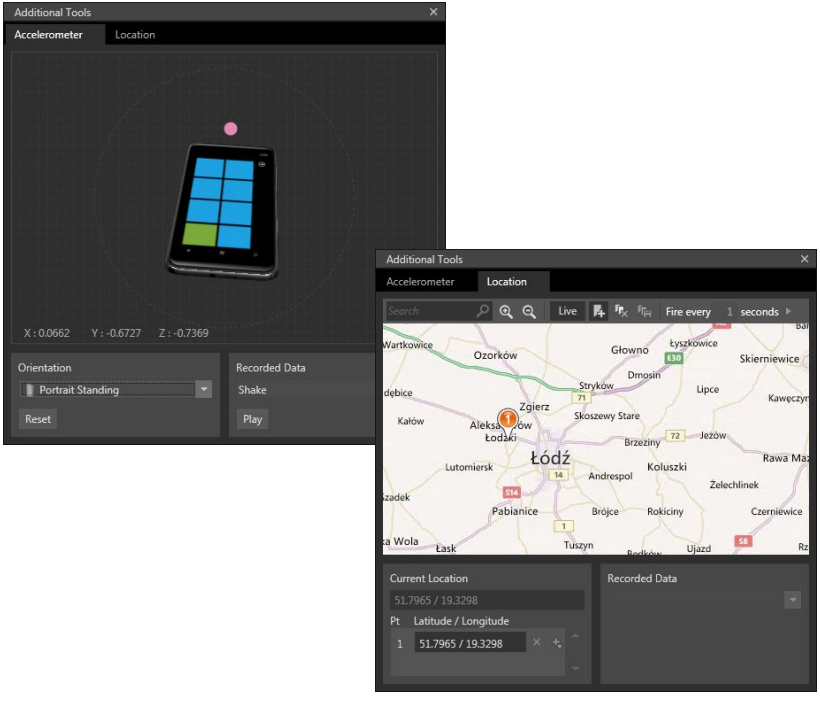

Jak się to programuje

.NET - managed code

C# - language

XAML - Extensible Application Markup Language

Silverlight

XNA

Cloud

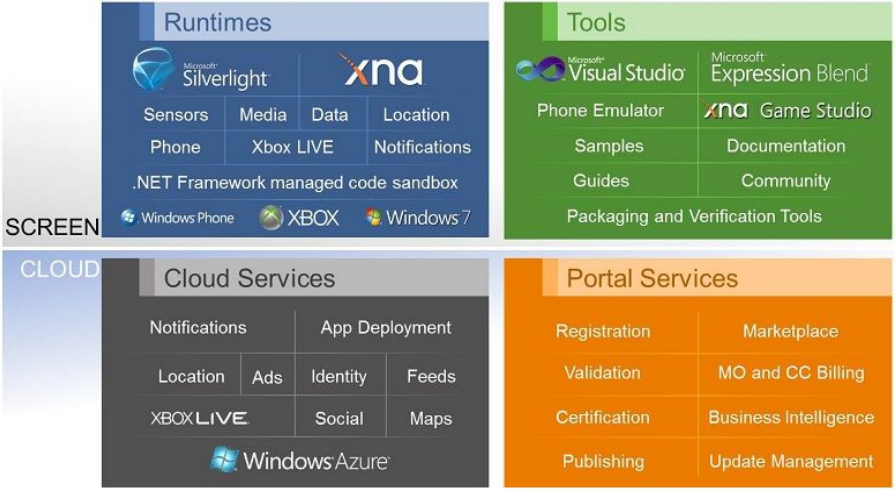

Zróbmy jakiś prosty projekt

Tradycyjnie:

Witaj świecie!

Start Page - Microsoft Visual Studio

File Edit View Debug Team Data Tools Test Window Help

- New
  - Project... Ctrl+Shift+N
  - Web Site... Shift+Alt+N
  - Team Project...
  - File... Ctrl+N
  - Project From Existing Code...
- Open
- Close
- Close Solution
- Save Selected Items Ctrl+S
- Save Selected Items As...
- Save All Ctrl+Shift+S
- Export Template...
- Source Control
- Page Setup...
- Print... Ctrl+P
- Recent Files
- Recent Projects and Solutions
- Exit Alt+F4

To Team Foundation Server

Guidance and Resources

Latest News

Get Started

Welcome Windows Web Cloud Office SharePoint Data

Close page after project load

Show page on startup

Properties

Server Explorer

Toolbox

Output

Show output from:

S. C. P. R. T. Code Definition Window Output Find Symbol Results

Ready

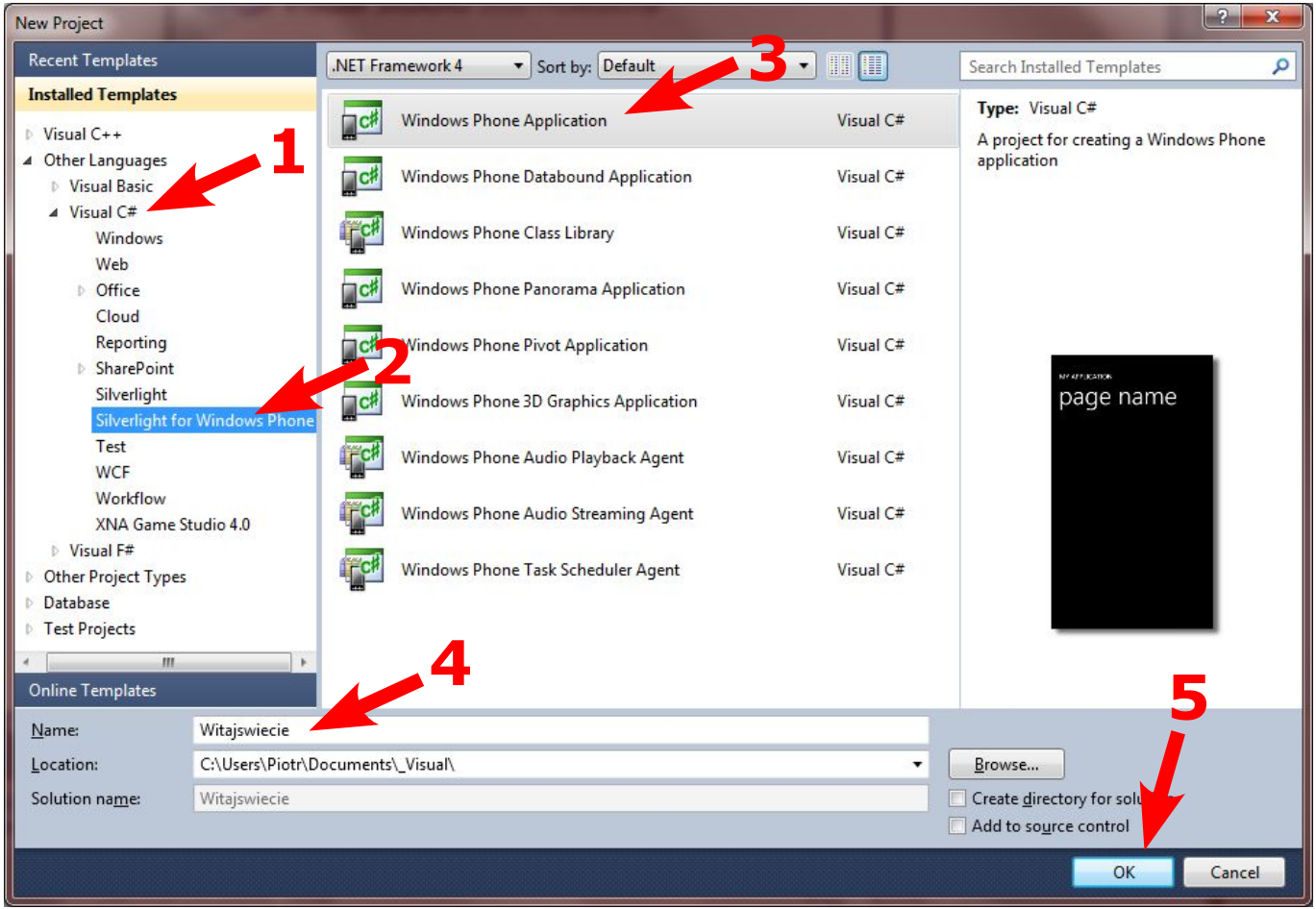
New Project
Recent Templates
Installed Templates
Visual C++
Other Languages
Visual Basic
Visual C#
Windows
Web
Office
Cloud
Reporting
SharePoint
Silverlight
Silverlight for Windows Phone
Test
WCF
Workflow
XNA Game Studio 4.0
Visual F#
Other Project Types
Database
Test Projects
Online Templates
.NET Framework 4
Sort by: Default
Search Installed Templates
Windows Phone Application Visual C#
Windows Phone Databound Application Visual C#
Windows Phone Class Library Visual C#
Windows Phone Panorama Application Visual C#
Windows Phone Pivot Application Visual C#
Windows Phone 3D Graphics Application Visual C#
Windows Phone Audio Playback Agent Visual C#
Windows Phone Audio Streaming Agent Visual C#
Windows Phone Task Scheduler Agent Visual C#
Type: Visual C#
A project for creating a Windows Phone application
page name
Name: Witajswiecie
Location: C:\Users\Piotr\Documents_Visual\
Solution name: Witajswiecie
Browse...
Create directory for solu
Add to source control
OK
Cancel
1
2
3
4
5

Witajswiecie - Microsoft Visual Studio

File Edit View Project Build Debug Team Data Tools Test Window Help

Windows Phone Emulator | Debug | Any CPU

1

2

Solution Explorer

Solution 'Witajswiecie' (1 projec

Witajswiecie

Properties

References

App.xaml

ApplicationIcon.jpg

Background.jpg

MainPage.xaml

SplashScreenImage.jpg

MainPage.xaml

MY APPLICATION

page na

```
<phone:PhoneApplicationPa
    x:Class="Witajswiecie
    xmlns="http://schemas
    xmlns:x="http://schem
    xmlns:phone="clr-name
    xmlns:shell="clr-name
    xmlns:d="http://schem
    xmlns:mc="http://sche
    mc:Ignorable="d" d:De
    FontFamily="{StaticRe
    FontSize="{StaticReso
    Foreground="{StaticRe
    SupportedOrientations
    shell:SystemTray.IsVi

    <!--LayoutRoot is the
    <Grid x:Name="LayoutR
        <Grid.RowDefiniti
            <RowDefinitio
            <RowDefinitio
        </Grid.RowDefinit

        <!--TitlePanel co
```

100 %

PhoneApplicationPage PhoneApplicationPage

Output

Show output from:

Properties

Witajswiecie Project Properties

Misc

IsWindowsPh	True
Project File	Witajswiecie.csproj
Project Folde	C:\Users\Piotr\Doc

Misc

Document Outline | Data Sources | Server Explorer | Toolbox

S. C. P. R. T. Code Definition Window Output Find Symbol Results

Ready

Zróbmy jakiś prosty projekt

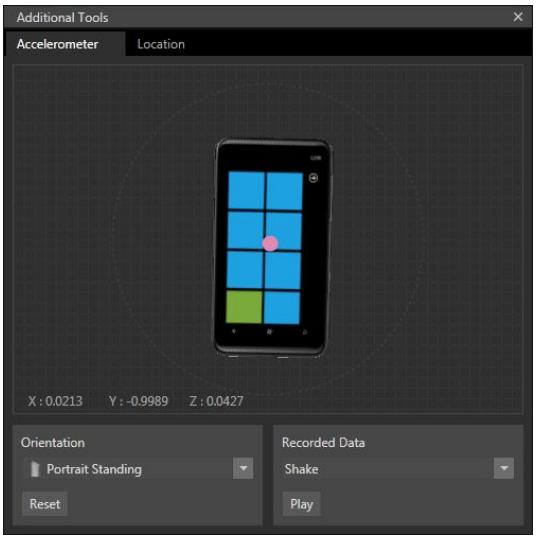

A może by tak coś zmienić?

Na razie zakończmy...

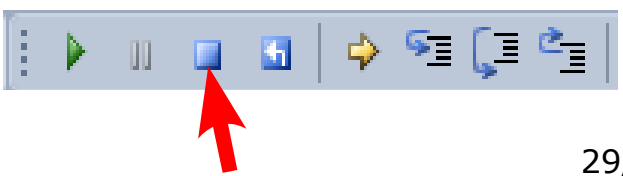

Witajswiecie - Microsoft Visual Studio

File Edit View Project Build Debug Team Data Format Tools Test Window Help

Windows Phone Emulator | Release | Any CPU

MainPage.xaml.cs | MainPage.xaml

MY APPLICATION

page nar

2

```
<phone:PhoneApplicationPage
    x:Class="Witajswiecie.MainPage"
    xmlns="http://schemas.microsoft.com/winfx/2006/xaml/pres
    xmlns:x="http://schemas.microsoft.com/winfx/2006/xaml"
    xmlns:phone="clr-namespace:Microsoft.Phone.Controls;asse
    xmlns:shell="clr-namespace:Microsoft.Phone.Shell;assembl
    xmlns:d="http://schemas.microsoft.com/expression/blend/2
    xmlns:mc="http://schemas.openxmlformats.org/markup-compa
    mc:Ignorable="d" d:DesignWidth="480" d:DesignHeight="768
    FontFamily="{StaticResource PhoneFontFamilyNormal}"
    FontSize="{StaticResource PhoneFontSizeNormal}"
    Foreground="{StaticResource PhoneForegroundBrush}"
    SupportedOrientations="Portrait" Orientation="Portrait"
    shell:SystemTray.IsVisible="True">

    <!--LayoutRoot is the root grid where all page content i
    <Grid x:Name="LayoutRoot" Background="Transparent">
        <Grid.RowDefinitions>
            <RowDefinition Height="Auto"/>
            <RowDefinition Height="*"/>
        </Grid.RowDefinitions>

        <!--TitlePanel contains the name of the application
        <StackPanel x:Name="TitlePanel" Grid.Row="0" Margin=
            <TextBlock x:Name="ApplicationTitle" Text="MY AP
            <TextBlock x:Name="PageTitle" Text="page name" M
        </StackPanel>

        <!--ContentPanel - place additional content here-->
        <Grid x:Name="ContentPanel" Grid.Row="1" Margin="12,
    </Grid>

    <!--Sample code showing usage of ApplicationBar-->
    <!--<phone:PhoneApplicationPage.ApplicationBar>
        <shell:ApplicationBar IsVisible="True" IsMenuEnabled
            <shell:ApplicationBarIconButton IconUri="/Images
            <shell:ApplicationBarIconButton IconUri="/Images
            <shell:ApplicationBar.MenuItems>
```

4

100 %

TextBlock (PageTitle) PhoneApplicationPage/Grid/StackPanel/TextBlock

Properties

TextBlock PageTitle

Properties | Events

Search

1

Common

DataContext	Binding...
Style	PhoneTextTit...
Text	page name

Layout
Brushes
Text
Visibility
Transform
Other

3

Code Definition Window | Output | Find Symbol Results

Ready

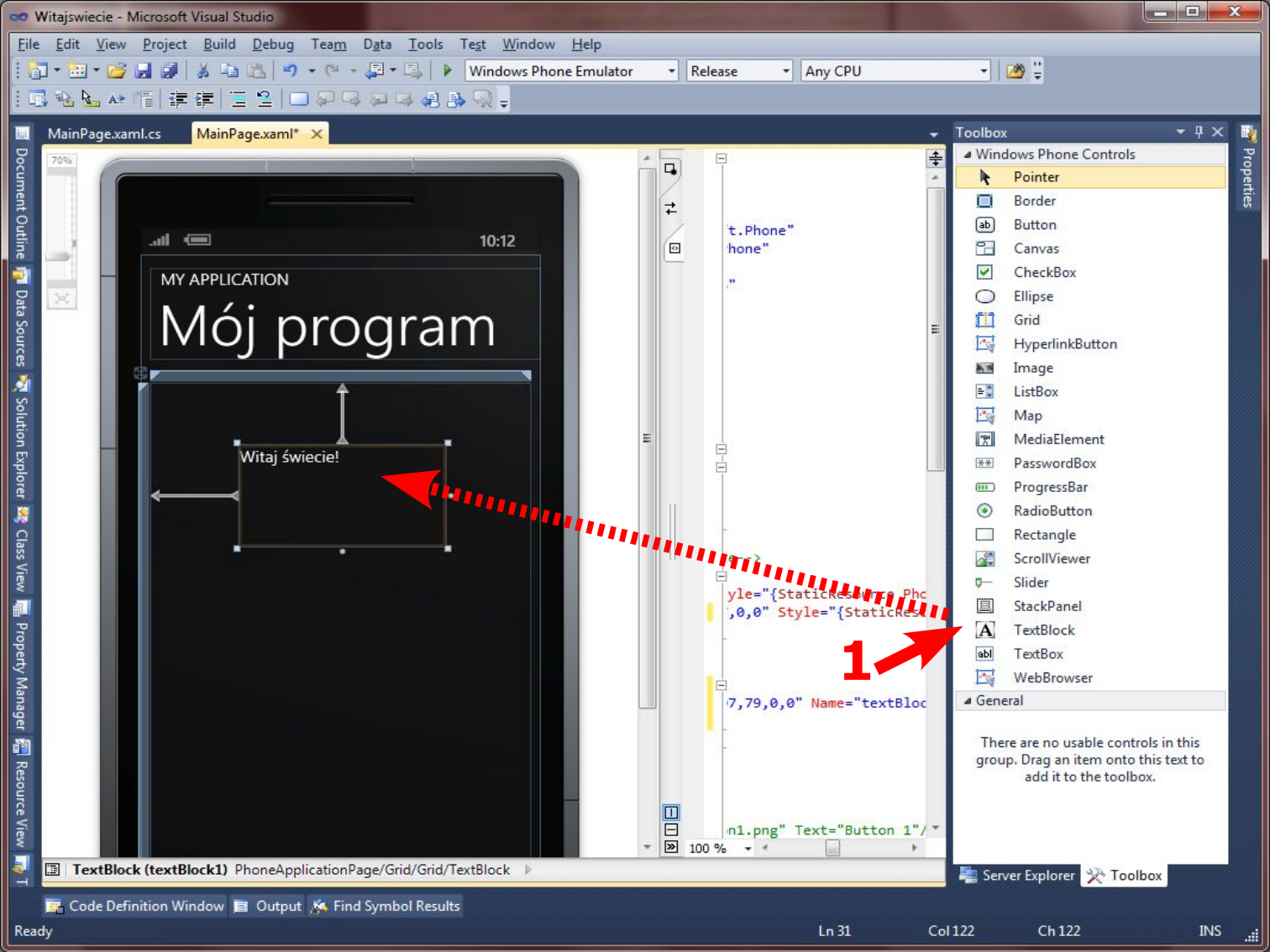
Witajswiecie - Microsoft Visual Studio
File Edit View Project Build Debug Team Data Tools Test Window Help
Windows Phone Emulator
Release
Any CPU
MainPage.xaml.cs
MainPage.xaml*
10:12
MY APPLICATION
Mój program
Witaj świecie!
Toolbox
Windows Phone Controls
Pointer
Border
Button
Canvas
CheckBox
Ellipse
Grid
HyperlinkButton
Image
ListBox
Map
MediaElement
PasswordBox
ProgressBar
RadioButton
Rectangle
ScrollViewer
Slider
StackPanel
TextBlock
TextBox
WebBrowser
General
There are no usable controls in this group. Drag an item onto this text to add it to the toolbox.
1
TextBlock (textBlock1) PhoneApplicationPage/Grid/Grid/TextBlock
Code Definition Window
Output
Find Symbol Results
Server Explorer
Toolbox
Ready
Ln 31
Col 122
Ch 122
INS

Witajswiecie - Microsoft Visual Studio

File Edit View Project Build Debug Team Data Tools Test Window Help

Windows Phone Emulator | Release | Any CPU

MainPage.xaml.cs | MainPage.xaml*

10:12

MY APPLICATION

Mój program

Witaj świecie!

TextBlock (textBlock1) PhoneApplicationPage/Grid/Grid/TextBlock

Properties

TextBlock textBlock1

Properties | Events

Search

Text	Witaj świecie!
Layout	
Width	402
Height	127
HorizontalAlignment	Left
VerticalAlignment	Top
Margin	31,79,0,0
Padding	0
MinWidth	0
MinHeight	0
MaxWidth	Infinity
MaxHeight	Infinity
FlowDirection	LeftToRight
Grid.Column	0
Grid.ColumnSpan	1
Grid.Row	0
Grid.RowSpan	1
Brushes	
Foreground	#FFFF00D8
OpacityMask	
Text	
Segoe WP	56
FontStretch	Normal
TextWrapping	NoWrap
Visibility	

Code Definition Window | Output | Find Symbol Results

Ready

Witajswiecie - Microsoft Visual Studio

File Edit View Project Build Debug Team Data Tools Test Window Help

Windows Phone Emulator | Release | Any CPU

MainPage.xaml.cs | MainPage.xaml*

10:12

MY APPLICATION

Mój program

Witaj świecie!

Button

Button

Button (button1) PhoneApplicationPage/Grid/Grid/Button

Toolbox

Windows Phone Controls

- Pointer
- Border
- Button
- Canvas
- CheckBox
- Ellipse
- Grid
- HyperlinkButton
- Image
- ListBox
- Map
- MediaElement
- PasswordBox
- ProgressBar
- RadioButton
- Rectangle
- ScrollViewer
- Slider
- StackPanel
- TextBlock
- TextBox
- WebBrowser

General

There are no usable controls in this group. Drag an item onto this text to add it to the toolbox.

Code Definition Window | Output | Find Symbol Results

Ready

Witajswiecie - Microsoft Visual Studio

File Edit View Project Build Debug Team Data Tools Test Window Help

Windows Phone Emulator | Release | Any CPU

MainPage.xaml.cs | MainPage.xaml*

10:12

MY APPLICATION

Mój program

Witaj świecie!

Zielony

Niebieski

Button (button1) PhoneApplicationPage/Grid/Grid/Button

Properties

Button button1

Properties | Events

Search

Layout	
Width	160
Height	73
HorizontalAlignment	Left
VerticalAlignment	Top
Margin	31,229,0,0
Padding	10,3,10,5
MinWidth	0
MinHeight	0
MaxWidth	Infinity
MaxHeight	Infinity
HorizontalContentAli...	Center
VerticalContentAlign...	Center
FlowDirection	LeftToRight
Grid.Column	0
Grid.ColumnSpan	1
Grid.Row	0
Grid.RowSpan	1
Brushes	
Background	Transparent
BorderBrush	Lime
Foreground	White
OpacityMask	

R 0

G 255

Code Definition Window | Output | Find Symbol Results

Ready

Zróbmy jakiś prosty projekt

Test w emulatorze

Nic się nie dzieje?!

Chcemy zmieniać kolor tekstu wciskając guziki. Jak to zrobić?

Witajswiecie - Microsoft Visual Studio

File Edit View Project Build Debug Team Data Tools Test Window Help

Windows Phone Emulator | Release | Any CPU

MainPage.xaml.cs | MainPage.xaml

10:12

MY APPLICATION

Mój program

1

Witaj świecie!

Zielony

Niebieski

3 - dwuklik

TextBlock (textBlock1) PhoneApplicationPage/Grid/Grid/TextBlock

Properties

TextBlock textBlock1

2

Properties | Events

Search

Common	
DataContext	Binding...
Style	Resource...
Text	Witaj świecie!
Layout	
Width	402
Height	127
HorizontalAlignment	Left
VerticalAlignment	Top
Margin	31,79,0,0
Padding	0
MinWidth	0
MinHeight	0
MaxWidth	Infinity
MaxHeight	Infinity
FlowDirection	LeftToRight
Grid.Column	0
Grid.ColumnSpan	1
Grid.Row	0
Grid.RowSpan	1
Brushes	
Foreground	#FFFF00D8
OpacityMask	
Text	
Segoe WP	56

Code Definition Window | Output | Find Symbol Results

Ready

Witajswiecie - Microsoft Visual Studio

File Edit View Refactor Project Build Debug Team Data Tools Test Window Help

Windows Phone Emulator | Release | Any CPU

MainPage.xaml.cs* | MainPage.xaml*

Witajswiecie.MainPage | button2_Click(object sender, RoutedEventArgs e)

```
using Microsoft.Phone.Controls;

namespace Witajswiecie
{
    public partial class MainPage : PhoneApplicationPage
    {
        // Constructor
        public MainPage()
        {
            InitializeComponent();
        }

        private void button1_Click(object sender, RoutedEventArgs e)
        {
            textBlock1.Foreground = button1.BorderBrush;
        }

        private void button2_Click(object sender, RoutedEventArgs e)
        {
            textBlock1.Foreground = button2.BorderBrush;
        }
    }
}
```

100 %

Code Definition Window | Output | Find Symbol Results

Ready | Ln 31 | Col 57 | Ch 57 | INS

Solution Explorer | Class View | Property Manager | Resource View | Team Explorer | Server Explorer | Toolbox | Properties

Uruchomienie i debugowanie

Test w emulatorze

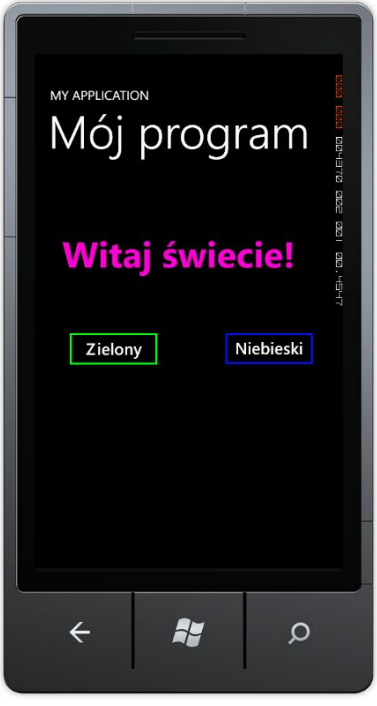

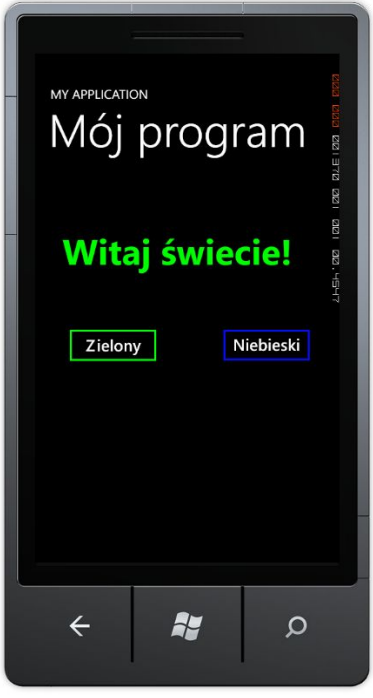

Uruchomienie i debugowanie

Przykład ustawienia pułapki (breakpoint)

Uwaga: Program cały czas działa!

Disassembly | MainPage.xaml.cs | MainPage.xaml

Witajswiecie.MainPage | MainPage()

```
        private void button1_Click(object sender, RoutedEventArgs e)
        {
            textBlock1.Foreground = button1.BorderBrush;
        }

        private void button2_Click(object sender, RoutedEventArgs e)
        {
            textBlock1.Foreground = button2.BorderBrush;
        }
    }
}
```

100 %

Witajswiecie (Debugging) - Microsoft Visual Studio

File Edit View Project Build Debug Team Data Tools Test Window Help

Windows Phone Emulator | Release | Any CPU

Process: [258408590] UI Task | Thread: [235733226] Main Thread | Stack Frame: Witajswiecie.dll!Witajswiecie.MainPage.bu

Solution Explorer

- Solution 'Witajswiecie' (1
- Witajswiecie
  - Properties
    - AppManifest.x
    - AssemblyInfo.
    - WMAppManif
  - References
  - App.xaml
    - App.xaml.cs
  - ApplicationIcon.jp
  - Background.jpg
  - MainPage.xaml
    - MainPage.xam
  - SplashScreenImag

Disassembly | MainPage.xaml.cs | MainPage.xaml

Witajswiecie.MainPage | button1_Click(object sender, RoutedEventArgs e)

```
private void button1_Click(object sender, RoutedEventArgs e)
{
    textBlock1.Foreground = button1.BorderBrush;
}

private void button2_Cl
{
    textBlock1.Foregrou
}
}
}
```

textBlock1.Foreground {System.Windows.Media.SolidColorBrush}

[System.Windows.Media.SolidColorBrush]	{System.Windows.Media.SolidColorBrush}
base {System.Windows.Media.Brush}	{System.Windows.Media.SolidColorBrush}
Color	{#FF0010FF}
A	255
B	255
G	16
R	0
sRgbColor	{System.Windows.Media.Color.MILColor}
a	255
b	255
g	16
r	0

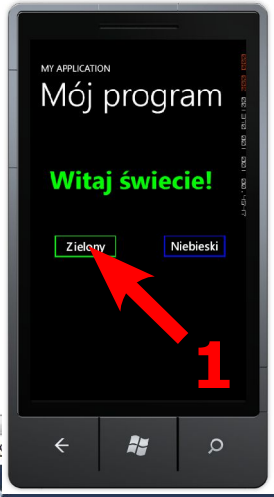

1 2 3 4 5

Output

Show output from: Debug

```
'UI Task' (Managed): Loaded 'System.Net.dll'
'UI Task' (Managed): Loaded 'System.Core.dll'
'UI Task' (Managed): Loaded 'System.Xml.dll'
'UI Task' (Managed): Loaded '\Applications\Install\75BC67A
```

Locals | Threads | Modules | Watch 1 | Find Sy... | Call Stack | Breakpoints | Output

Ready | Ln 26 | Col 29 | Ch 29 | INS

Jak załadować program do telefonu

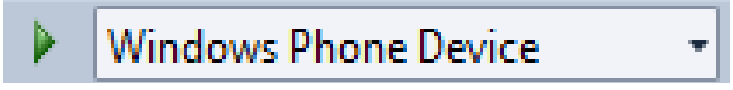

...i na tym koniec pierwszej części wykładu